

Custody Tip # 3 – Getting Your Own Summer Break

Okay, we showed you how to make your holidays happy by giving yourself the gift of more visitation time with Custody Tips #1 and #2. Now it's time to take a vacation – a loooooong vacation with your kids. Because vacation time, like the holidays, is an easy and fair way to gain some bonus days for your or your client's visitation schedule, and our next two custody tips will show you just how to make school breaks work for your schedule.

Custody Tip #3 is about the summer and other school holidays. This may seem obvious, but there are still a lot of people out there who aren't using the summer months to their scheduling advantage. So let's change that.

Let's say you're the Non-Custodial Parent – and you've only got the kids every other weekend during the normal part of the year. The normal reason is that kids have school all week long, and they need to stay where they are. Reasonable.

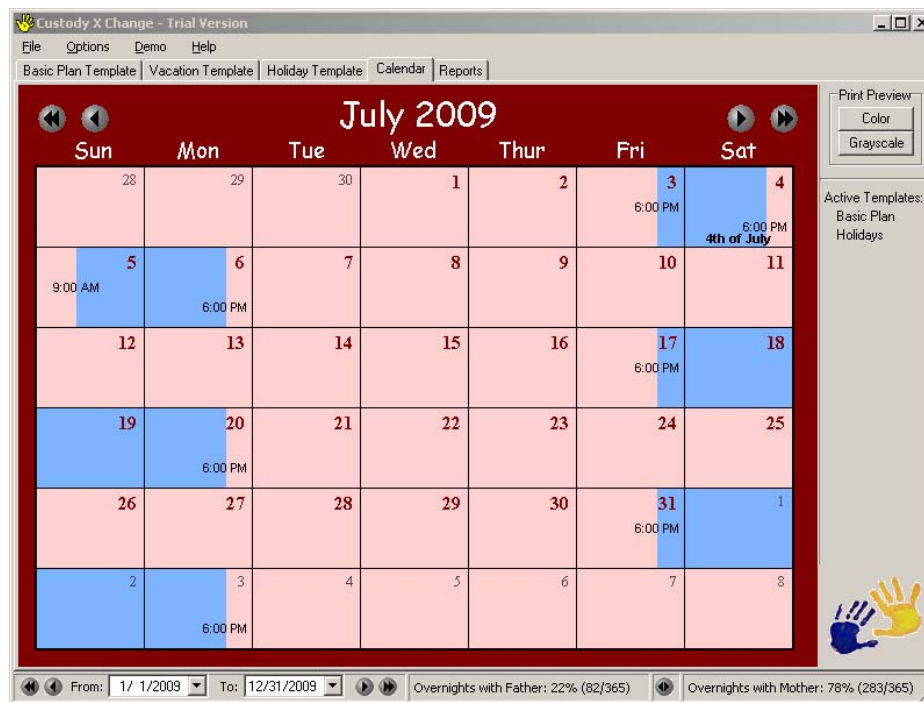


Figure 1: What July looks like with a typical Custodial/Non-Custodial Arrangement on Custody X Change's Calendar page.

Until you get to a month like July, when there's traditionally no school. If you don't do anything about it, it's going to be laid out as it is in Figure 1 – with you **not getting very much time**.

C'mon. During the summer – and during Christmas and Spring Break for that matter – the school justification is gone. And so should your normal NCP schedule.

During the summer (and other school holidays), you don't have to stick to the same schedule you adhere to during the rest of the year. Instead of every other weekend, why not go for every other **week**?

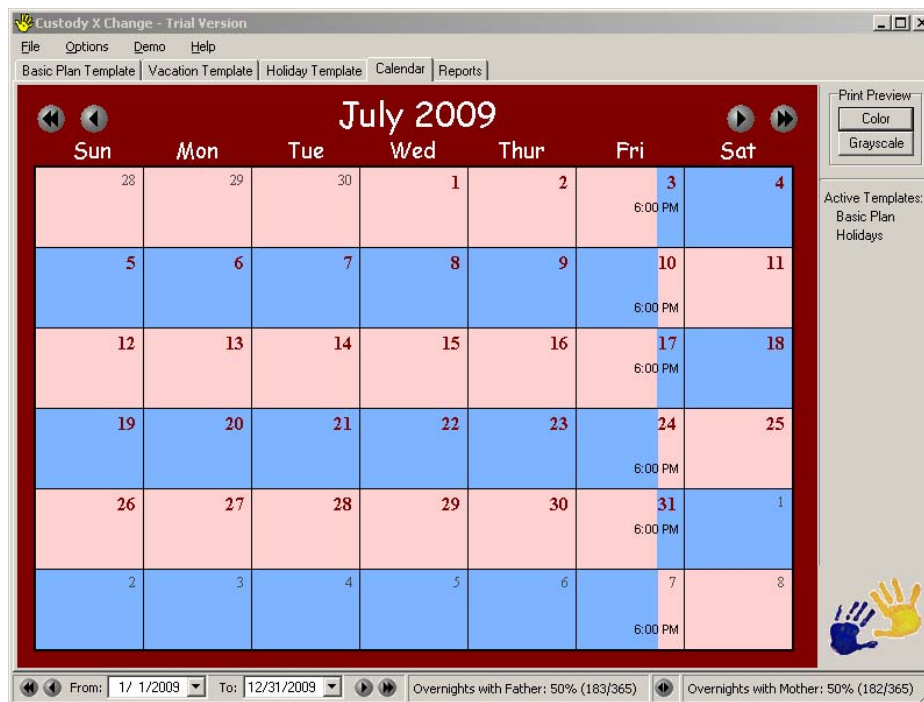


Figure 2: Change up the child visitation schedule when school's out – and you're in – for more quality time with your kids.

One quick look at Figure 2 shows you what you've quickly gained – a lot of time with your children that otherwise wouldn't have happened. And summer break is when you and your kids can make some of your best memories. So use those breaks, including the shorter ones in spring and winter, as part of your perfect schedule.

Custody X Change makes setting this up simple and practically automatic.

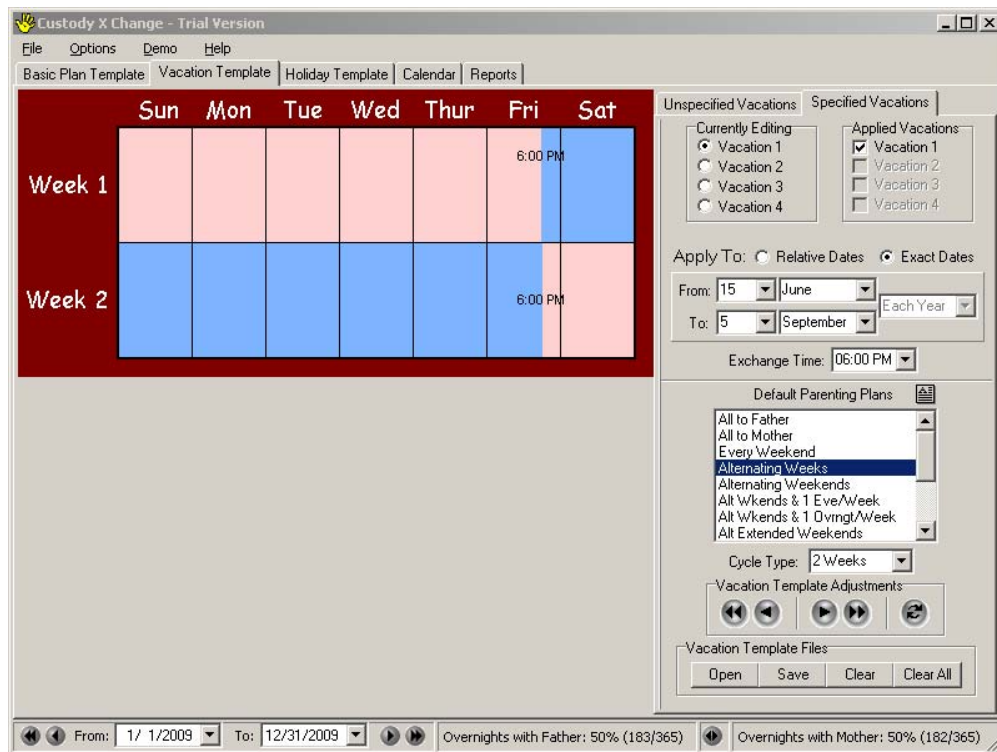


Figure 3: Custody X Change's Vacation Set-Up Template.

You can see from Figure 3 that, by clicking on the Vacation Template tab, you can specify alternative custody arrangements for specific vacation periods in a snap. Simply enter the dates for the specific school breaks, then pick your proposed schedule in the box below – or click on the calendar to the left to create it yourself.

Easy, huh?

You'll notice there's also an Unspecified Vacations tab on the Vacation Template. We'll show you how to work this in our next Custody Tip...